

Life Expectancy

Life expectancy in Louisiana at time of birth

Year-Over-Year

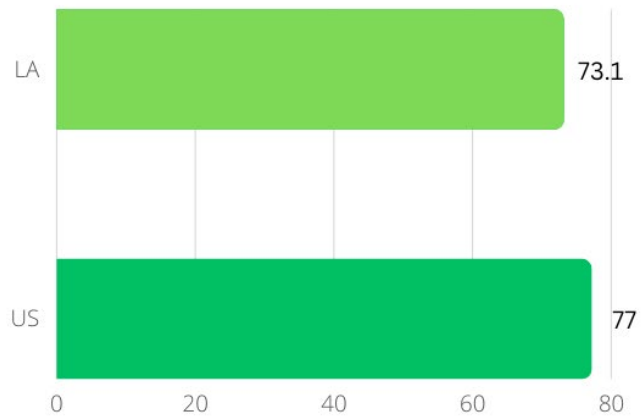
2019: 75.7

2020: 73.1



Importance

This is a broad indicator of wellbeing in the state as it captures not only deaths related to health conditions or disease, but premature deaths from things such as accidents, drug overdoses, or crime.



Source

National Center for Health Statistics, Centers for Disease Control and Prevention

Low Birthweight Babies

Percentage of low birthweight babies born in Louisiana

Year-Over-Year

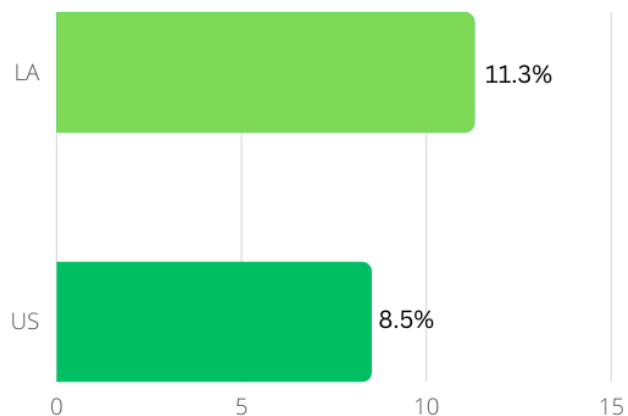
2020: 10.9%

2021: 11.3%



Importance

The prevalence of low birthweight births can be a predictor of future long-term health issues for these children and also an indicator of lack of access to health care.



Source

National Center for Health Statistics, Centers for Disease Control and Prevention

Infant Mortality

Infant deaths per 1,000 births

Year-Over-Year

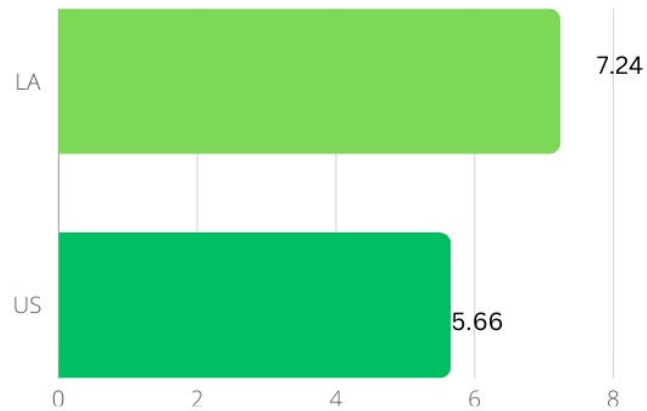
2020: 7.59

2021: 7.24



Importance

The rate of infant mortality is often seen as a barometer of the overall wellbeing of a state and also an indicator of lack of access to health care.



Source

National Center for Health Statistics, Centers for Disease Control and Prevention

Obesity

Prevalence of obesity in Louisiana among adults

Year-Over-Year

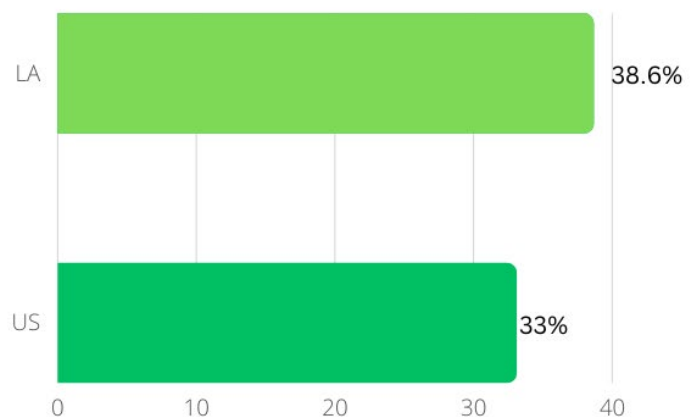
2020: 38.1%

2021: 38.6%



Importance

Obesity is a major risk factor for diabetes, high blood pressure, and heart disease.



Source

Centers for Disease Control and Prevention

Heart Disease

Rate of deaths due to heart disease per 100,000 residents

Year-Over-Year

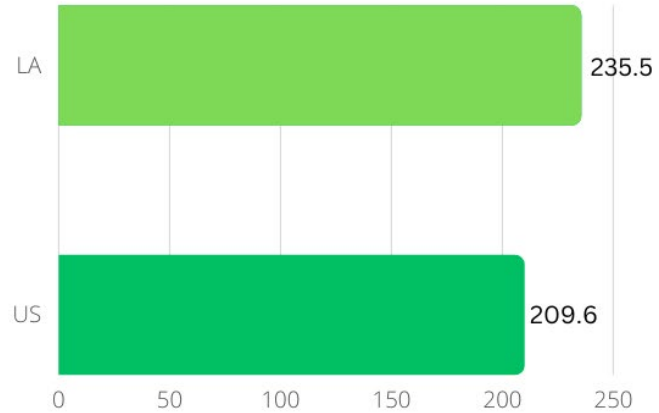
2020: 221.5

2021: 235.5



Importance

Heart disease is the leading cause of death in Louisiana and the U.S., but one where public health initiatives and behavioral changes can decrease risks.



Source

National Center for Health Statistics, Centers for Disease Control and Prevention

Food Insecurity

Percentage of low or very low food secure households in Louisiana

Year-Over-Year

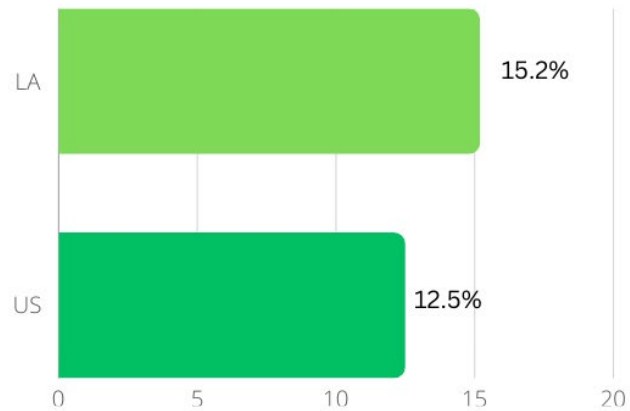
2021: 14.5%

2022: 15.2%



Importance

Food insecurity is an indicator of poverty but can also inhibit learning for young children and is a risk factor for a number of chronic diseases.



Source

Food Security in the U.S., U.S. Department of Agriculture

Violent Crime

Rate of violent crime in Louisiana per 100,000 residents

Year-Over-Year

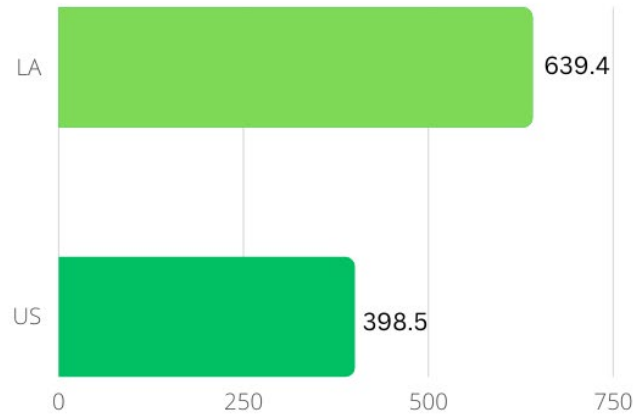
2019: 559.7

2020: 639.4



Importance

Not only is this a concern for the safety of Louisiana citizens, but it could be a barrier to economic growth, impact industries such as leisure and hospitality, and increase a variety of societal costs.



Source

FBI Crime Data Explorer

Prison Recidivism Rate

Percentage of adult offenders returned to custody within 3 years of release

Year-Over-Year

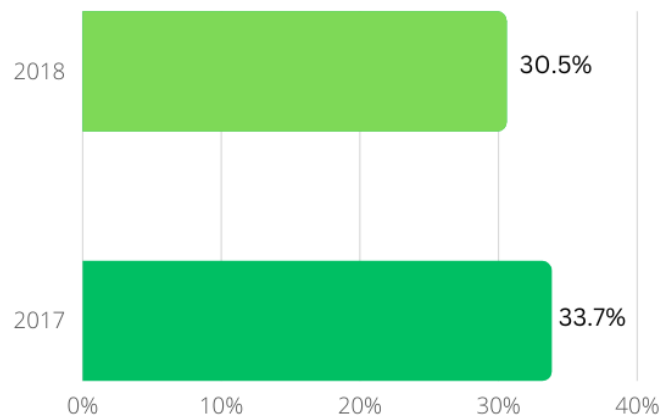
2017: 33.7%

2018: 30.5%



Importance

Most people who are sent to prison will be released at some point and it is to the benefit of the offender and society as a whole that they not return to criminal behavior and instead become productive citizens.



Source

Louisiana Department of Corrections