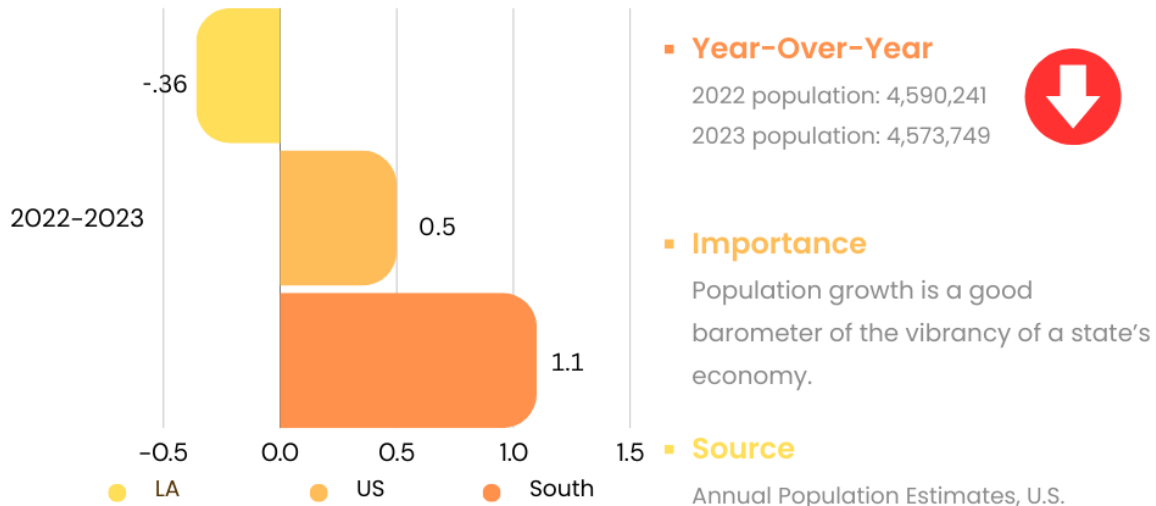


# Population Growth

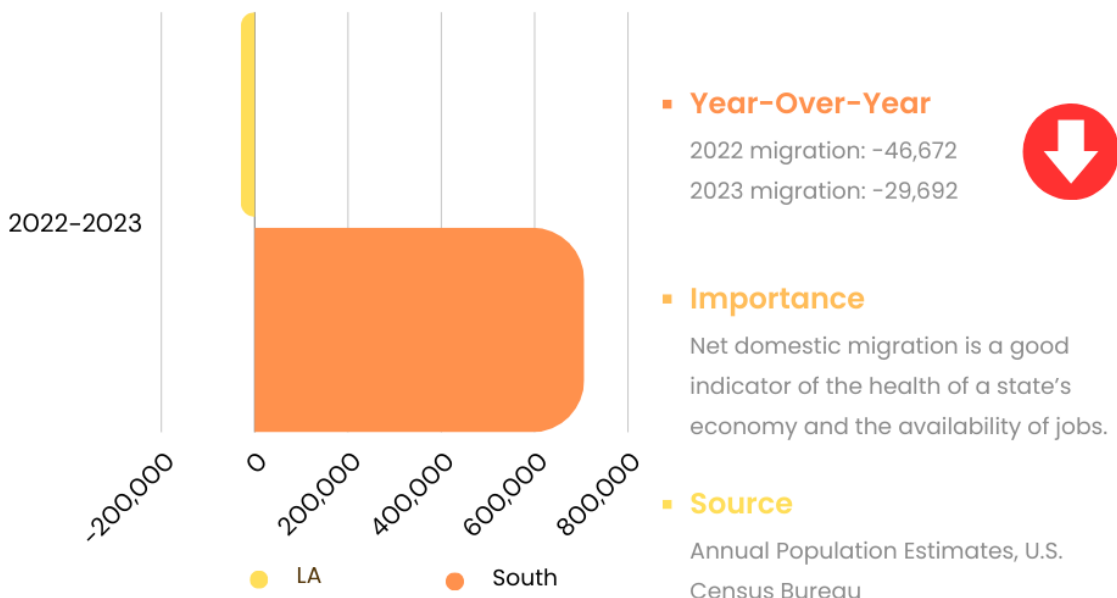
Percentage growth in state population as compared to that of the nation and the south



Louisiana had a population decrease of **16,492** from 2022-2023

# Net Domestic Migration

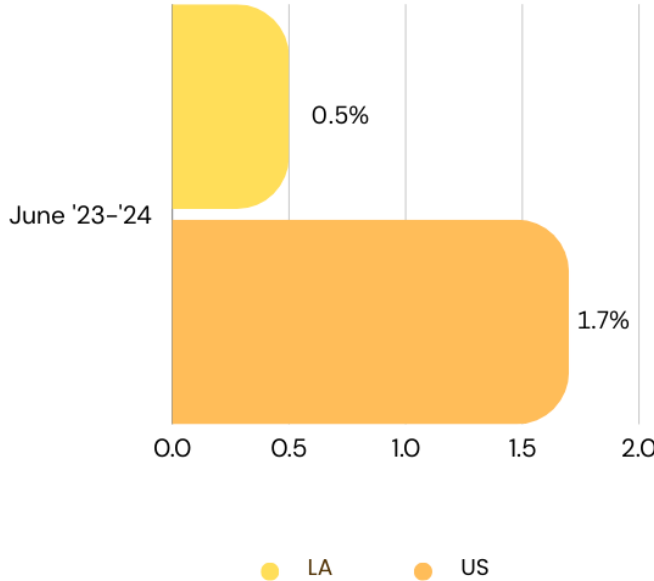
The number of people who moved to Louisiana from another state minus the number of people who moved to another state from Louisiana



Louisiana had a net domestic migration of **-29,692** from 2022-2023

# Employment

The annual rate of job growth in Louisiana compared to the nation



## Year-Over-Year

June 2023–June 2024: 0.5%



## Importance

Employment is a key economic driver and it is important to put Louisiana's job growth within the context of the nation as a whole.

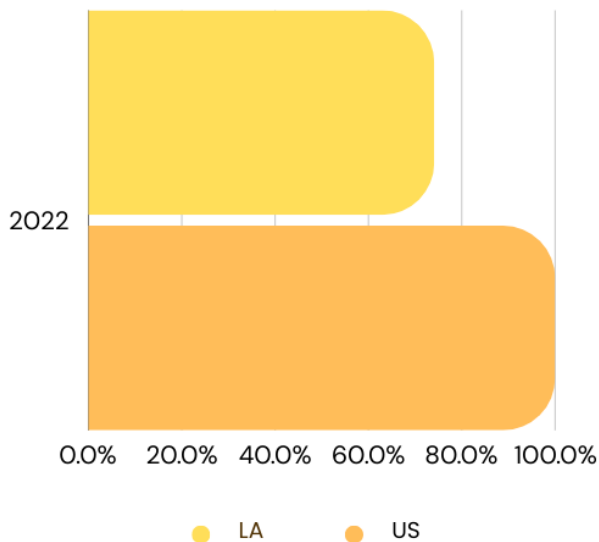
## Source

Louisiana Workforce Commission

Louisiana gained **9,900** jobs year over year, June 2023-June 2024

# Median Household Income

Median household income in Louisiana as a percentage of the national median income



## Year-Over-Year

2021: 77.6% of U.S. median household income  
2022: 74.1% of U.S. median household income



## Importance

Median income is a good measure of the overall wealth of the population.

## Source

American Community Survey, U.S. Census Bureau

Louisiana median household income in 2022 is **\$55,418**.

# Business Tax Climate

Louisiana's ranking in the Tax Foundation's "State Business Tax Climate Index"

# 40

## Year-Over-Year

2023: 39  
2024: 40



## Importance

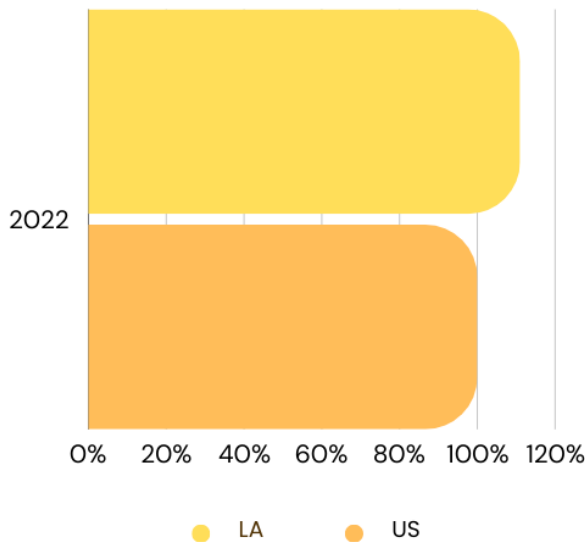
A state's tax climate shows how competitive it is with other states. The Tax Foundation's index is a widely-followed measure of how well state tax systems are structured.

## Source

"2024 State Business Tax Climate Index", Tax Foundation

# Poverty Rate

Louisiana's poverty rate as a percentage of the national poverty rate



Louisiana's poverty rate in 2022 is **10.9%**.

## Year-Over-Year

2021: 159% of U.S. poverty rate  
2022: 111% of U.S. poverty rate



## Importance

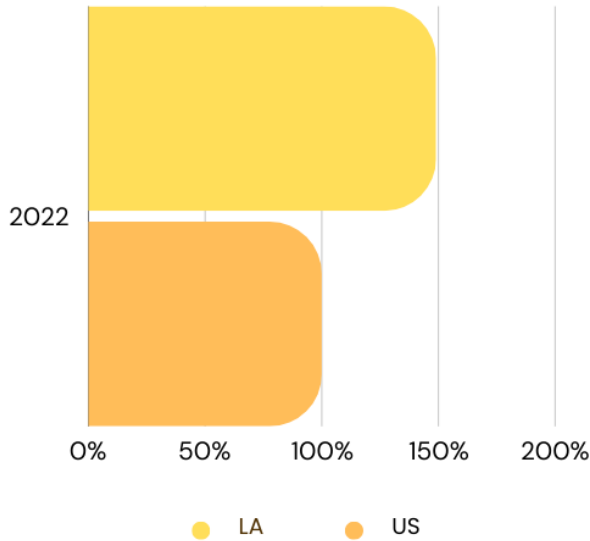
The poverty rate is an indication of a state's overall prosperity and the economic disparities within it.

## Source

Supplemental Poverty Status by State, U.S. Census Bureau (3-year average)

# Child Poverty Rate

Louisiana's child poverty rate as a percentage of the national child poverty rate



Louisiana's child poverty rate in 2022 is **22.4%**.

## Year-Over-Year

2021: 173% of U.S. child poverty rate  
2022: 149% of U.S. child poverty rate



## Importance

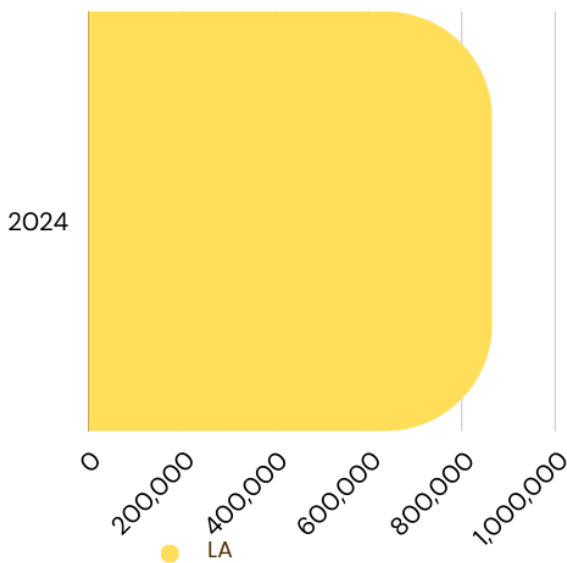
Children growing up in poverty often experience lower education attainment, difficulty being employed, and poor health outcomes.

## Source

Poverty Status by State, U.S. Census Bureau

# Supplemental Nutrition Assistance Program (SNAP) Recipients

Numer of people in Louisiana receiving SNAP benefits



2024

## Year-Over-Year

2023: 891,649  
2024: 865,184



## Importance

Since almost 40% those who receive SNAP benefits in Louisiana live in working households, this statistic provides a real-time indication of the health of the state's economy and the quality of its jobs.

## Source

Statewide Fact Sheets 2023 and 2024, Louisiana Department of Children & Family Services