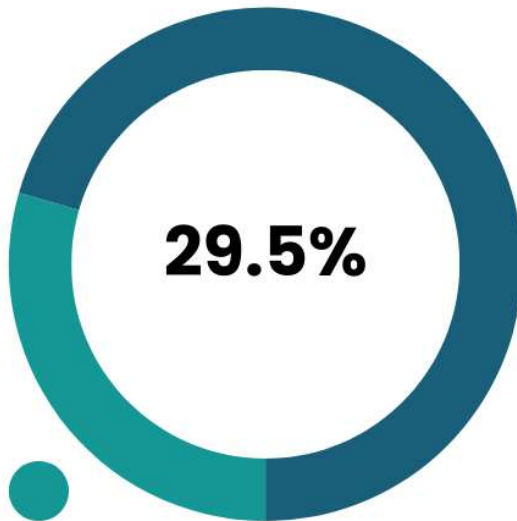


Kindergarten Readiness

Percentage of kindergarten students on or above
"benchmark" for reading



Year-Over-Year

2022: 39.2%
2023: 29.5%



Importance

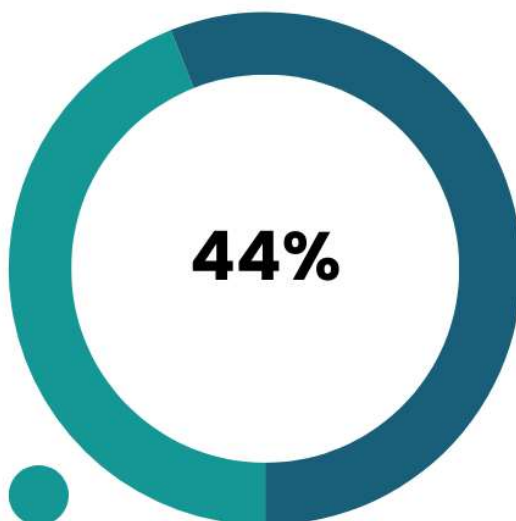
How well a child can read upon entering kindergarten is a key indicator of future student success.

Source

2023 Fall Reading Report (Louisiana Department of Education)

3rd Grade Reading Proficiency

Percentage of 3rd grade students performing at "Mastery"
or above in Reading



Year-Over-Year

2023: 42%
2024: 44%



Importance

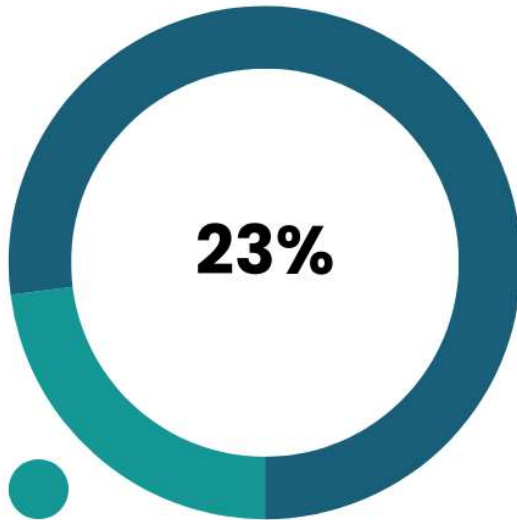
If students are not reading at the "Mastery" level by the end of third grade, data show these children will likely struggle through the rest of their school careers and beyond.

Source

2024 LEAP 2025 State LEA Achievement Level Summary (Louisiana Department of Education)

8th Grade Math Proficiency

Percentage of 8th grade students performing at "Mastery" or above in Math



Year-Over-Year

2023: 23%

2024: 23%



Importance

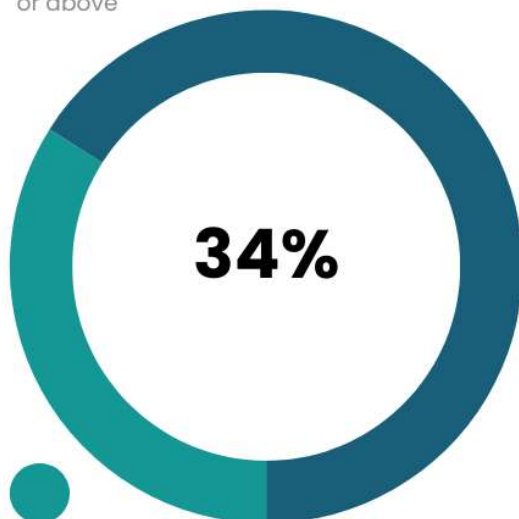
Students must be proficient in math by 8th grade in order to master the more difficult concepts they will encounter in high school.

Source

2024 LEAP 2025 State LEA Achievement Level Summary (Louisiana Department of Education)

Growth Towards "Mastery" in Grades 3-8

Percentage of students in grades 3-8 achieving "Mastery" or above



Year-Over-Year

2023: 34%

2024: 34%



Importance

Performing at "Mastery" indicates students are at grade level and well-equipped to succeed in high school and beyond.

Source

2024 School LEAP 2025 Mastery Summary (Louisiana Department of Education)

Growth Towards "Mastery" for Economically-Disadvantaged Students

Percentage of economically-disadvantaged students in grades 3-8 achieving "Mastery" or above



Year-Over-Year

2023: 25%
2024: 26%



Importance

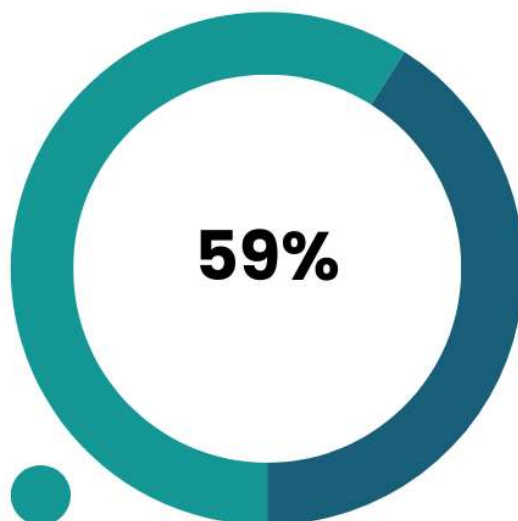
Economically-disadvantaged students often face academic challenges in school, and it is important to track their progress to ensure they receive the instructional attention they deserve.

Source

2024 School LEAP 2025 Mastery Subgroup Summary (Louisiana Department of Education)

High School Students Graduating with College Credit or an Industry Credential

Percentage of high school students who graduate with some college credit, a market-relevant credential or both



Year-Over-Year

2021: 53%
2022: 59%



Importance

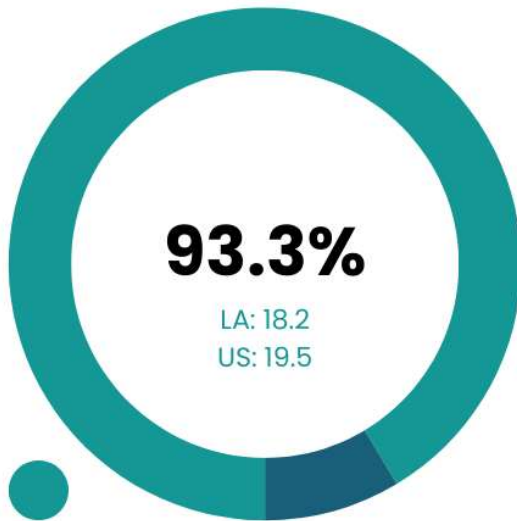
Growing this number of students is key to continuing education and skills training beyond high school and increasing education attainment.

Source

Louisiana Dual Enrollment 2023 Annual Report (Louisiana Board of Regents/Louisiana Department of Education)

ACT Scores

Average Score on ACT as a percentage of the national average



Year-Over-Year

2022: 91.4% of national ACT
2023: 93.3% of national ACT



Importance

ACT scores are a way to measure college readiness and this indicator measures how much Louisiana is closing the college preparation gap with the rest of the nation.

Source

Louisiana Department of Education, ACT

High School Graduation Rates

Percentage of each year's high school cohort that graduates in 4 years



Year-Over-Year

2021: 83.5%
2022: 82.7%



Importance

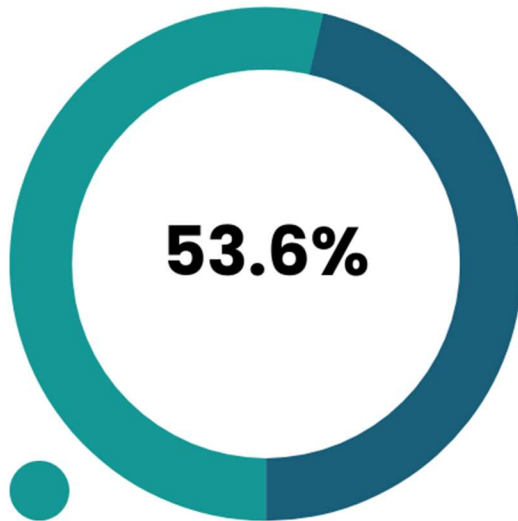
Louisiana's high school graduation rate is low. Not graduating from high school is linked to limited job prospects, low wages, and poverty.

Source

2022 State School System and School Cohort Grad Rates by Subgroups (Louisiana Department of Education)

Postsecondary Education Enrollment

Percentage of public high school graduates who enroll in postsecondary education the fall after high school graduation



Year-Over-Year

2020: 53.8%

2021: 53.6%



Importance

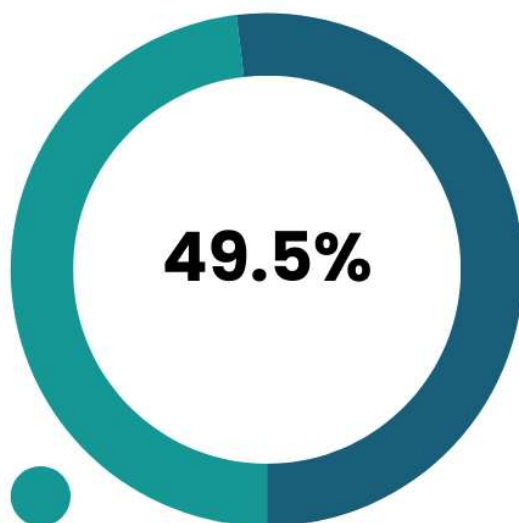
Today's students require some sort of additional education or skills training beyond high school to succeed in their careers and help meet workforce needs.

Source

2020–2021 College Enrollment with Subgroups (Louisiana Department of Education)

Education Attainment

Percentage of working-age population with a postsecondary education credential



Year-Over-Year

2022: 44.6%

2023: 49.5%



Importance

Louisiana's low adult education attainment levels must improve to meet workforce needs and create a more prosperous citizenry.

Source

Louisiana Board of Regents, "Pathway to 2030, Master Plan Year 4 Review"